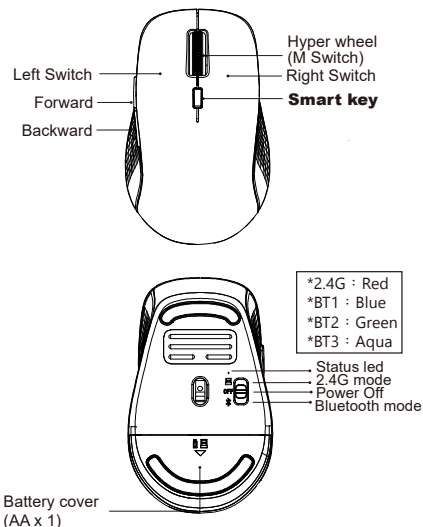


展开尺寸: 420\*90mm  
成品尺寸: 60\*90mm

## SMART MOUSE



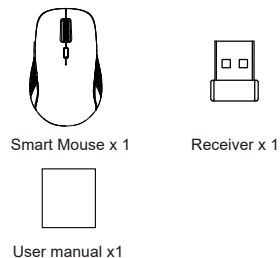
### About the Smart Mouse



### Parameter

Name : Smart Mouse  
Mode : 2.4G / BT1 / BT2 / BT3  
Sensor : Optical  
DPI : 1200  
Report rate : 125hz  
Communication range : 10M  
Weight : Mouse 54g / Receiver 1.4g  
Size : 103.5 x 63.6 x 36.8mm  
Battery capacity : AA x 1  
Software support OS : Windows 10/11

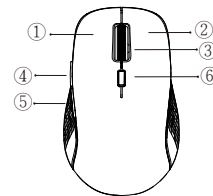
### Packing list



### Instruction

This smart mouse is a new generation mouse, it comes with a hyper wheel, allowing you to scroll through countless lines at once. It features a smart ring application, making it both intelligent and simple to use, saving you time and increasing efficiency. It supports wired ,2.4G and Bluetooth three modes, and Bluetooth mode can pairing 3 devices, allowing for easy switching between them, which is very convenient, with an effective range of up to 10 meters. It features 1200 DPI optical sensor for smooth and precise movement control.

### How to use



- In Bluetooth mode, the blue indicator light on BT1 will flash quickly. The BT device name is "Mouse BT1". Pairing can then begin. After successful pairing, the mode indicator light will turn off, and the smart mouse can be used.
- Press and hold buttons ③ and ④ simultaneously for 5 seconds to switch to BT2. The green indicator light will flash quickly, and the BT device name will be "Mouse BT2". After successful pairing, the mouse will be ready to use.
- Press and hold buttons ③ and ④ simultaneously for 5 seconds to switch to BT3. The light green indicator light will


flash quickly, and the BT device name will be "Mouse BT3". After successful pairing, the mouse will be ready to use.

- If the Bluetooth mode connection is abnormal, press and hold buttons ④ and ⑤ simultaneously for 5 seconds, the led will flash quickly ready to re-pair. You can re-pair and use it.

- Download the smart ring app :
- Press and hold buttons ① and ⑤ simultaneously for 5 seconds. The mouse will open a webpage for you to download the smart ring application.



- After downloading and installing the smart ring app, you can press the smart key and use it.



- Press ②+④ keys for 5 seconds, you can switch between the smart key and the middle key.



- Smart Ring app download page

